

## **HILTI CP 617**

### **Intumescent acoustic putty pad**

The enclosed pages are taken from the  
Hilti Firestop Systems Manual  
Edition April 2011  
Supported by additional standard details

For Material Safety data sheets  
visit the technical library at [www.hilti.co.uk/cfs](http://www.hilti.co.uk/cfs)

<p><b>Hilti (Gt Britain) Ltd</b> <b>TECHNICAL ADVISORY SERVICE</b> <b>TELEPHONE 0161 886 1144</b></p>
---

#### **Quality Management System Certification**

Standard: ISO 9001:2008

Issued by: The Swiss Association for Quality and Management Systems SQS.

Registration No: 12455 (The current certificate can be downloaded from [www.hilti.co.uk](http://www.hilti.co.uk))

Field of activity: Market Organisation.

*Note: The certificate of Hilti (Gt. Britain) Ltd. is a sub-certificate to the master certificate of Hilti Aktiengesellschaft, FL-9494 Schaan with the field of activity: Research, Development, Manufacturing, Sales and Service.*

## Don't just use Hilti Firestop Products, use our Hilti Accredited Firestop Contractors

It is the combination of a quality conscious and third party accredited manufacturer working in close co-operation with a selected group of third party accredited installers that can offer you the best value.



Here are some of the benefits available to you by using this co-operation:-

- Reduce your liability; liability that comes from poor or incorrect installation and performance of products.
- Efficient Project Management based on the co-operation of a specialised manufacturer with a specialist contractor
- Commercially designed, effective Fire Protection solutions
- Products that adhere to 3<sup>rd</sup> party product conformity schemes such as FM, UL and Certifire.

These approvals are an assurance of product and manufacturer quality, they can also have an influence on the building insurance premium reducing the service costs of the building.

- Solutions that have been tested for long term performance.
- Solutions that offer business continuity and protections of premises.
- Certification of conformity of work completed.
- Installation work audited by FIRAS on site to ensure compliance with manufacturers' recommendations and Building regulations.
- Installer with site based manufacturer support.
- Installer having available site based manufacturers support when needed.
- Clear and comprehensive documentation of installation.
- Comprehensive support documentation for proposed solutions.
- Clarity and assistance understanding the role of Passive Fire measures in modern building construction.

### Product Accreditation

Hilti Firestop Systems have been certified by a wide variety of international bodies, such as FM, UL, Certifire and iBMB

As part of this process products are monitored on an on-going basis so you can have absolute confidence in the quality and standard of the product you are specifying.

### Installation Accreditation

Hilti-Accredited Firestop Contractors are also third party certified (e.g. FIRAS or LPCB).

This means that they work to agreed industry standards, employ trained operatives and are subject to on-site audits and inspection of representative samples of the work carried out to ensure compliance with manufacturers' recommendations and Building Regulations

**Further details about Hilti accredited Firestop Contractors and the support that we can offer you can be obtained by telephoning Freephone 0800 083 8889 (GB only).**



### Association for Specialist Fire Protection

Hilti is proud to support and be a member of The Association for Specialist Fire Protection (ASFP)

#### ASFP Vision

To offer the industry it serves with:

- Knowledge / guidance on all aspects of 'built-in' fire protection
- Technical support / impartial advice
- Direction through industry authority

## Contents

Hilti Firestop Systems Manual Pages for Hilti CP 617 L

FS 010 - 02      Hilti CP 617 Electrical Sockets, Switches - Drywall  
Robust Details      Approval letter

Data summary      Additional Properties of CP 617 seals  
Data summary      CP 617-Fire Rated Sealant – BREEAM Criteria summary  
Data summary      CP 617-Fire Rated Sealant - NBS specification clauses

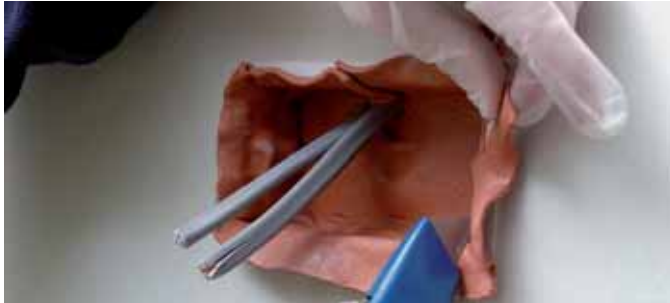
Material Safety Data Sheets and CAD files of the standard details FS \*\*\*-\*\* can be downloaded from the technical library at [www.hilti.co.uk/cfs](http://www.hilti.co.uk/cfs)

## Revision History

May 2011              First release  
July 2011              Data summaries added  
May 2013              Update

# Intumescent acoustic putty pad CP 617

Never build another baffle box



### Applications

- Approved for use on all types of light weight partition wall (including timber stud)
- Acoustic sealing and fire stopping of electrical boxes and switches in drywalls to be fitted to the inside or the outside of the box
- Can be used for commercial and residential applications
- Outstanding solution where two electrical boxes are within a single stud on opposite sides of wall (back-to-back)
- Substitutes the need for baffle boxes
- All sizes of plastic or metal back-boxes

### Advantages

- Pad can be moulded by hand to fit any size of outlet box
- Quick and simple to install
- Proven to re-instate the full acoustic performance of a  $R_w=71$ dB specification drywall
- No electrical conductivity
- Smoke and gas tight
- Permitted for use in Robust Details
- Accepted by NHBC

### Technical data

CP 617	
Base materials	Dry Wall
Chemical basis	Synthetic rubber
Application temperature range	5°C - 35°C
Temperature resistance - max	40 °C
Reaction temperature	140 °C
Acoustics performance	Up to 71 dB
Density	1.6 kg/l
Colour	Red
Fire Rating	Up to 2 hours



EN1366-3

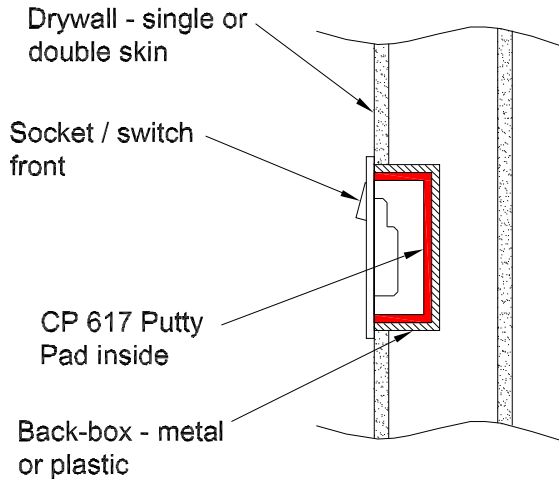


### Ordering

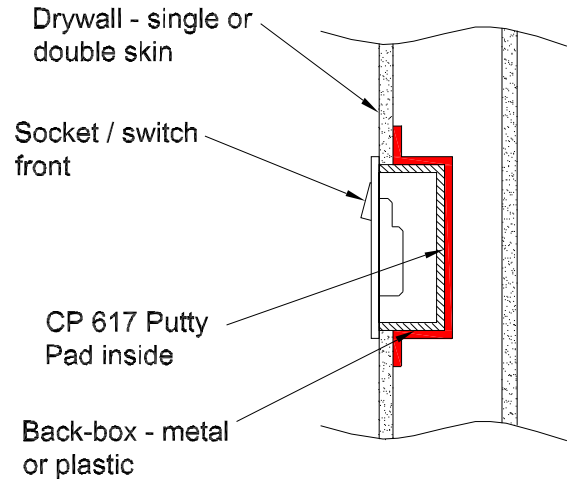
Order description	Package Contents	Package Quantity	Item number
Firestop putty pad CP 617 170x170	20 x CP 617 putty pad 170x170 (single)	20 pc	00039214
Firestop putty pad CP 617 170x230	20 x CP 617 putty pad 170x230 (double)	20 pc	00039215

**Technical Information**

**Internally mounted**



**Rear mounted**



For more standard details and technical information register online at the Hilti Firestop Design Centre at [www.hilti.co.uk/cfs](http://www.hilti.co.uk/cfs)

**Installation instructions for CP 617**

**Notice**

- Before handling, read Material Safety Data Sheet and product label for safe usage and health information.

**Application of firestop putty**

**Fitting inside**

1. The pad may be installed in one piece, or in several sections, providing all joints are moulded together.
2. Take care to seal any gaps between the box and the plasterboard.

**Fitting on the back (plastic boxes)**

1. Simply mould the pad over the back of the box.
2. Take care to seal around the cable.

**Fitting on the back (metal boxes on noggin)**

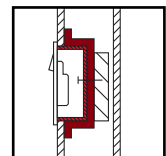
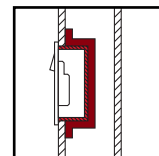
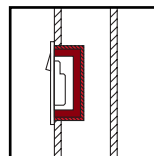
1. Sandwich the pad between the back of the box and the noggin.
2. Attach the box by screwing through the box, through the pad and into the noggin.
3. Mould the pad around the box
4. Take care to seal around the cable.

**Not for use**

- In areas exposed to water

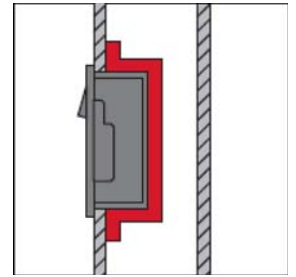
**Storage**

- Store only in the original packaging in a location at temperatures 40°F (5°C) to 104°F (40°C)



# Hilti CP 617 Intumescent acoustic putty pad

**APPLICATION**



Electrical Sockets  
installed within

Drywall

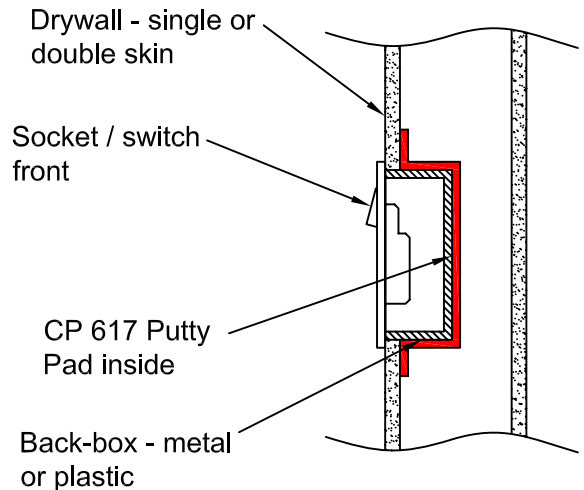
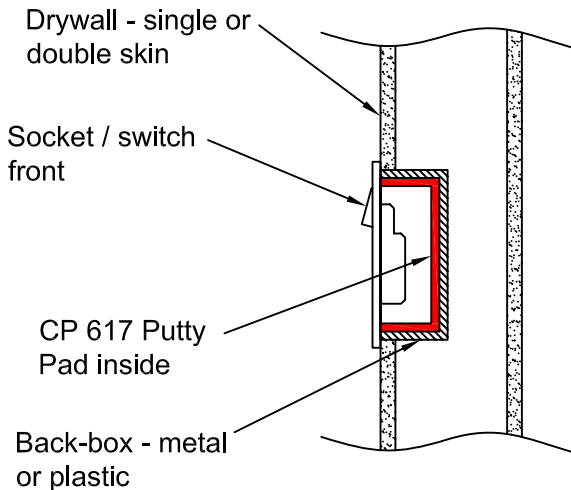
Test	Up to
Fire Integrity	2 hr
Insulation	2 hr
Acoustics	71dB
Age Testing	30 years

Approvals
EN 1363-1
Factory Mutual
British Gypsum
NHBC
Robust Detail

Electrical socket/switch back-boxes - metal or plastic

**Internally mounted**

**Rear mounted**



The CP 617 Putty pad has been fully fire and acoustically tested 'back to back' to represent the most onerous orientation i.e. where fire and sound can pass directly from one socket to another.

Additional testing has also been conducted to provide up to 2 hrs fire performance where the sockets have been installed in the wall higher than 1 m from the floor. This again represents a more onerous application.

The above applications are not exhaustive. For further details please contact

1. The application limits on this detail are for guidance purposes only. For more detailed information on the full range of available test results please contact a Hilti Firestop Specialist on 0800 886100.
2. The product and application has been fire tested as a minimum to BS 476. It may have additional European and worldwide testing. Please contact Hilti for further information.
3. All installations should be carried out in accordance with Hilti's installation instructions, by competent, experienced installers using Hilti branded products.



Hilti Ltd.  
1 Trafford Wharf Road,  
Trafford Park,  
Finglas Road,  
Manchester,  
M17 1BY

For the attention of Mark Fort

4<sup>th</sup> January 2008

Dear Mark,

**Re: Proprietary socket covers – revised Hilti Putty Pad**

Thank you for your recent emails regarding the Hilti Putty Pad, enclosing the information previously requested to enable Robust Details Ltd (RDL) to undertake a review of your proposals.

We note that the test results submitted indicated no relative reduction in performance to the tested walls with the Hilti Putty Pads installed. On this basis RDL are pleased to confirm that the Hilti Putty Pad shall be permitted to be used as a mechanism of sealing electrical service penetrations, such as sockets, in Robust Detail timber frame and metal frame separating walls, as published in the Robust Details Part E Handbook.

You also enquired about the suitability of locating sockets back to back. RDL's adopted policy is to require all sockets to be staggered. We would therefore confirm that the requirement for sockets to be staggered, as described in the relevant sections of the Robust Details Part E Handbook, remains.

RDL would highlight that whilst such products have been found to meet the acoustic requirements of these separating walls, it is for builders and developers who wish to use such products to satisfy themselves that they meet all other current regulatory and statutory requirements.

In line with RDL policy of not endorsing proprietary materials for use in generic robust details we would confirm that the Handbook would not be updated to include details of the Hilti Putty Pad. You may however circulate this letter to enquirers should they seek confirmation that these are permitted for use in the published robust details.

We trust that this has been of assistance.

Yours Sincerely



Phil Rogers  
Technical and Business Development Manager  
Robust Details Ltd  
0870 240 8209  
[technical@robustdetails.com](mailto:technical@robustdetails.com)

**Additional Properties of CP 617 Intumescent acoustic putty pad**

Property	Test regime	Notes	
Fire	BS 476 - 20		✓
	BS EN 1364-1		✓
	FM approval (Class 4990)		✓
Acoustic	BS EN ISO 140-3:1995	Rw	71 dB
Ageing	DIBT		N.R
	DAfSTB		✓
	Fire test after ageing		✓
Electrical resistance	Surface resistance		✓
	Volume resistivity		✓
	Insulator		Yes
Water resistance	Rain Resistance		NR (electrical socket not subject to rain)
	Mold and Mildew resistance	ISO 846	Class 0-1
	Water tightness	UL 1479	N.R
VOC	LEED 2009	LEED 3.0	4.35 g/l
Chemical Resistance	Contact Hilti Technical Advisory Service with details of type, concentration, duration and ambient temperature of exposure conditions		
		N.R	Not relevant
		✓	Meets standard



**CP 617 Intumescent acoustic putty pad – BREEAM Criteria summary**

BREEAM Section

Management construction site impact	No power tools required for installation (no energy source required)	✓
	Dust free installation	✓
	Saves water during application	✓
	No water pollution	✓
	Low VOC* (air quality)	✓
Health and wellbeing	No ozone depletion potential (ODP)	✓
	Low global warming potential (GWP)	✓
	Smoke and gas tightness	✓
Energy	Noise reduction	✓
	Air tightness	✓
	Avoidance of air infiltration	✓
Materials	Product Carbon Footprint or LCA Data	✓
	Thermal insulation	✓
Waste	Recycling of packaging	✓
	Reuse of materials	✓
	Repenetration in existing opening (No waste)	✓
Product contributes to Green Building under this clause	✓	
Not applicable for this product	NA	
Product makes No contribution to green Building under this clause	✗	

## CP 617 Intumescent acoustic putty pad - NBS specification clauses

This page is to be used in conjunction with the NBS Specification clauses in the introduction to the Hilti Firestop Specifiers Binder.

**Application:** service penetrations and sealing of joints and gaps in partition construction

### K10 PLASTERBOARD DRY LININGS/PARTITIONS/CEILINGS

#### 385 SERVICE PENETRATIONS:

- The dry lining contractor must liaise with the Main Contractor and other contractors to ensure that fire resistance and other specified performance requirements are not impaired by service penetrations.
- Form framed openings accurately for grouped services, ducts, etc. allowing for associated fire barriers.
- Provide Hilti CP 617 Putty pad intumescent fire rated backings or linings to recessed electrical outlets and switches to reinstate fire rating and/or acoustic rating of partition walls
- Tested to BS 476: Part 20, 1987
- Fire resistance: up to 2 hours
- Acoustically tested to DIN EN ISO 140-3: provides up to 71dB
- NHBC and Robust Details approved
- Manufacturer: Hilti (Gt Britain) Ltd, 1Trafford Wharf Road, Manchester M17 1BY, Tel no 0800 886 100, Fax 0800 886 200. Website [www.hilti.co.uk](http://www.hilti.co.uk).
- Product Reference: **CP 617 Putty pad**

#### PRODUCTS

#### 351 INTUMESCENT PUTTIES

- A mouldable, non-setting, self-adhesive fire and smoke resistant putty in pad form for fire, smoke and acoustic sealing of electrical fittings in fire rated partition walls
- Tested to BS 476: Part 20, 1987
- Fire resistance: up to 2 hours
- Age tested as defined in the DafStb guidelines, with subsequent fire testing.
- Acoustically tested to DIN EN ISO 140-3: provides up to 71dB
- NHBC and Robust Details approved
- Manufacturer: Hilti (Gt Britain) Ltd, 1Trafford Wharf Road, Manchester M17 1BY, Tel no 0800 886 100, Fax 0800 886 200. Website [www.hilti.co.uk](http://www.hilti.co.uk)
- Product Reference: **CP 617 Putty pad**

Visit our web site at [www.Hilti.co.uk/cfs](http://www.Hilti.co.uk/cfs) to access our **Firestop Design Centre**

Penetration product selector	Other product features	Joints product selector
		
<p>Interactive product selector for firestopping openings through walls and floors</p>	<p>Find out more about the benefits of using Hilti firestop systems</p>	<p>Interactive product selector for wall to wall, top of wall, curtain wall , floor to floor and floor to wall applications.</p>

**Important note:**

**All sales are subject to Hilti (Gt Britain) Ltd. "Terms and Conditions of Sale".**

Copies of these "Terms and Conditions of sale" are available on request.

All descriptions and illustrations in this publication are intended for guidance only and shall not constitute a "sale by description / picture". All dimensions given are nominal and Hilti (Gt Britain) Limited may change the information, products and specifications from time to time for a variety of reasons, without prior notice. The information in this publication is provided "as is" at the date specified on the front cover. (Updates will not be issued automatically)

This information is not intended to have any legal effect, whether by way of advice, representation or warranty (express or implied). Hilti (Gt Britain) Ltd accepts no liability whatsoever (to the extent permitted by law) if you place any reliance on this publication and you must do so at your own risk.

**RETURNS AND CANCELLATIONS**

Subject to condition 6.3 of the Company's Terms and Conditions, Goods supplied pursuant to the Contract cannot be returned without the Company's prior written authorisation. Duly authorised returns:

- shall be sent to the Company's premises at the Buyer's expense;
- may be subject to a handling charge of £10 or 20% Hilti Gt. Britain Ltd) of the value of the Goods, whichever amount is the greater; and
- Must be in the same condition as originally supplied to the Buyer.
- The Buyer may not cancel an order of the Goods including but without limitation, any Goods that involve special requirements of the Buyer once the order has been inputted onto the Company's ordering system, without the prior written consent of the Company.

Right of technical and programme changes reserved S.E&O; no liability accepted for printing errors or other deficiencies, earlier catalogues are thus rendered non valid.

**Hilti = registered trademark of Hilti Corp. Schaan**